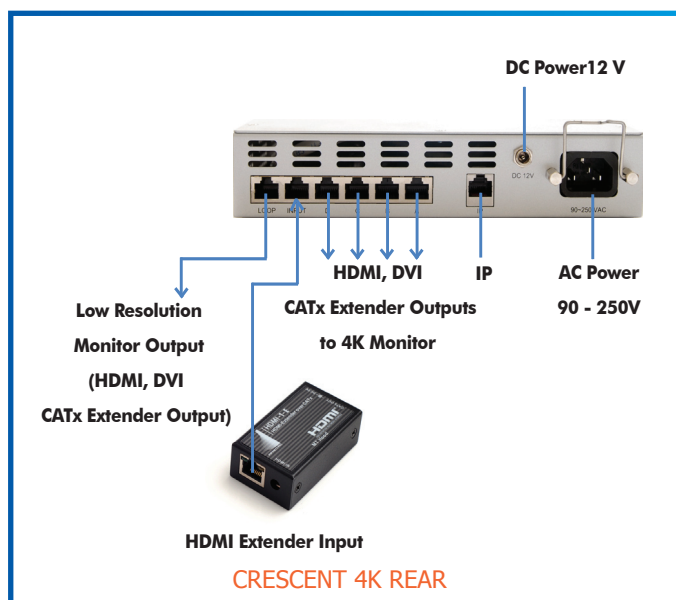
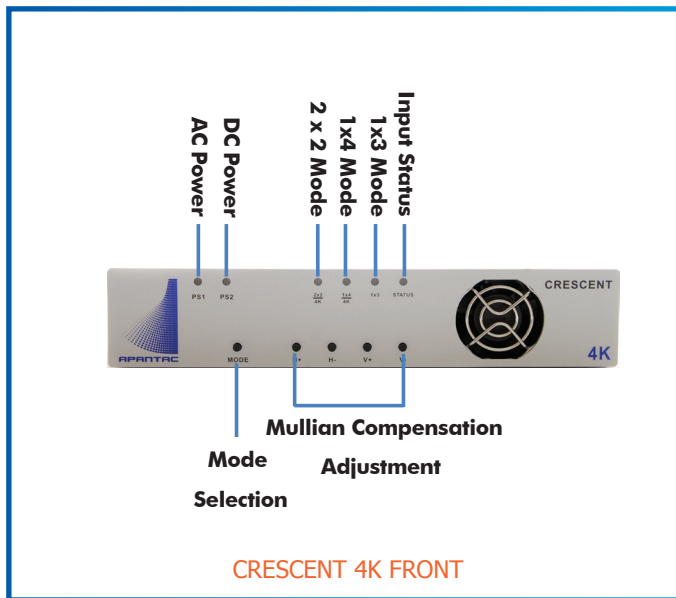



## 4K

2x2, 1x3 or 1x4  
Video Wall

- Plug and play - no software required for operation
- Color temperature adjustments
- Pure hardware architecture, not a PC
- Can be configured in a 2x2 mode to be used with a 2x2 4K monitor
- Can be configured in a 2x2 or 1x3 portrait mode to be used as video walls (with mullion compensation)
- Can be configured in 1x4 mode to be used with the latest 4K monitor


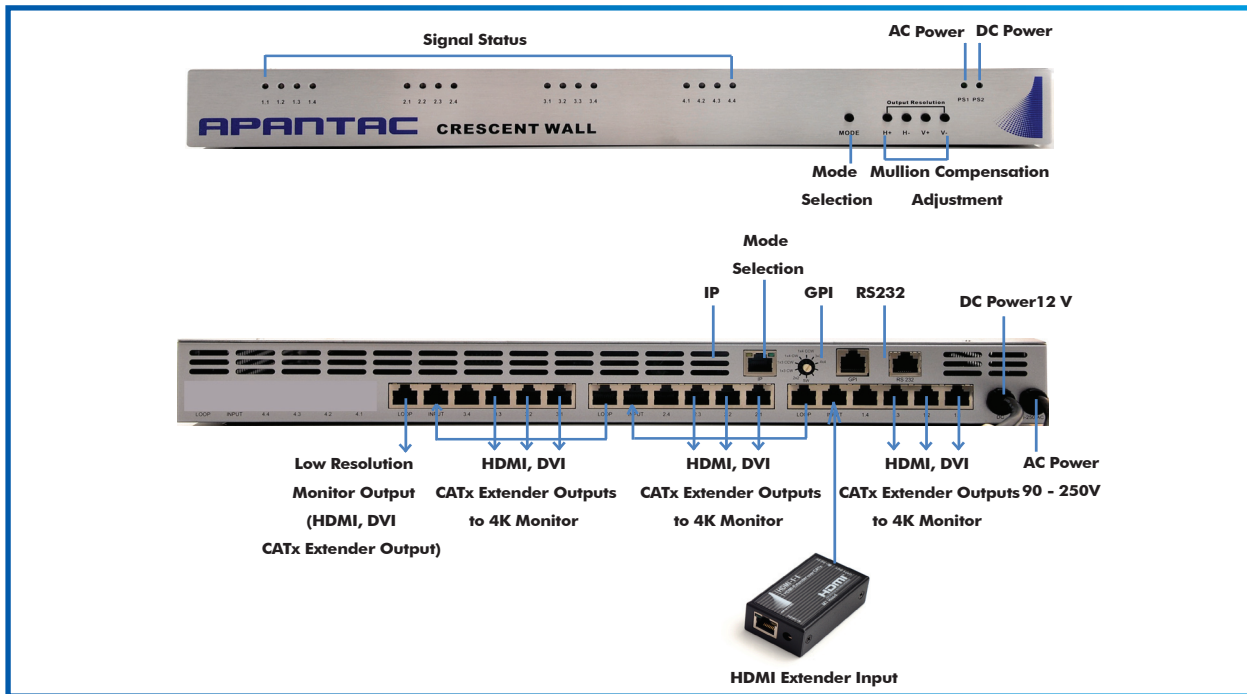




## W-3x3

3x3 video wall  
or 3 2x2, 1x3, 1x4  
Video Wall

- Plug and play - no software required for operation
- Color temperature adjustments
- Pure hardware architecture, not a PC
- 3x3 video Wall
- Maximum resolution up to 5760 x 3240
- Supports 9 1920x1080 or 9 1366x768 LCD/Plasma Panels (with mullion compensation)
- Can also be configured as 3 2x2 wall or 3 1x3 wall



HD-BASE T

HDMI

DVI

VGA

KVM

TOUCH



OTHERS

SDI


## W-4x4

4x4 or  
4 1x3 or  
4 2x2 or  
4 1x4 Video Wall

- Plug and play - no software required for operation
- Color temperature adjustments
- Pure hardware architecture, not a PC
- 4x4 video Wall
- Maximum resolution up to 7680 x 4230
- Supports 16 1920x1080 or 16 1366x768 LCD/Plasma Panels (with mullion compensation)
- Can also be configured as 4 2x2 wall or 4 1x3 wall



HD-BASE T
HDMI
DVI
VGA
KVM
TOUCH
OTHERS
SDI



ACCESSORIES			
	4K	W-3x3	W-4x4
HDMI-1-E	1	1	1
HDMI-SR	4	9	16
6" CAT6 Cable	0		3
15" CAT6 Cable	4	10	17
RJ50 - DB9	1	1	1
RJ45 - DB9	1	1	1
Terminal Block	1	1	1
DC Power Supply	Optional	Optional	Optional

MODEL	4K	W-3x3	W-4x4
<b>DESCRIPTION</b>	4K processor or 2x2, 1x3, 1x4 video wall	3x3 video wall	4x4 Video Wall
<b>INPUTS</b>	1080P HDMI	1080P HDMI	1080P HDMI
<b>OUTPUTS</b>	4 HDMI with RJ45 Extenders 1 low resolution monitor output	9 HDMI with RJ45 Extenders 1 low resolution monitor output	16 HDMI with RJ45 Extenders 1 low resolution monitor output
<b>Maxi Resolution</b>	3840 x 1260	5760 x 3240	7680 x 4320
<b>General Purpose Interface</b>	1	1	1
<b>Serial Interface</b>	RS232	RS232	RS232
<b>IP</b>	100 BaseTx	100 BaseTx	100 BaseTx
<b>MAXIMUM RESOLUTION</b>	2048 x 1536	2048 x 1536	n/a
<b>Electrical</b>	25W, 90-250V 50/60Hz	75W, 90 - 250V 50/60Hz	100W, 90 - 250V 50/60Hz
<b>EMI/RFI</b>	Complies with FCC Part 15, Class A, CE EU EMC, C-tick		
<b>SIZE</b>	1/2 Width of 1 RU 21.5cm (8.5") W x 37cm 14.6") D	1 RU 44.5cm (17.5") W x 60cm 23.6") D	1RU 44.5cm (17.5") W x 60cm 23.6") D

HD-BASE T

HDMI

DVI

VGA

KVM

TOUCH

OTHERS

SDI